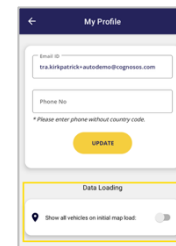
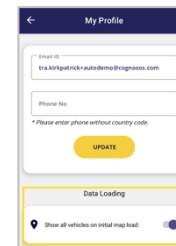
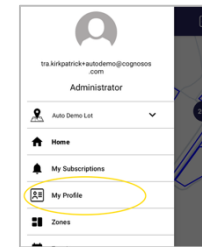


How to change map view settings

- 1 Select My Profile from the hamburger menu. Scroll to the Data Loading option.
- 2 To set the map to Show All (all assets displayed on load), turn the setting ON.
- 3 To set map to Search View (must perform search or filter to display assets on map), turn the setting OFF.



Map view changes made on the mobile app impact the map view on the portal; and vice-versa.

Need Assistance? Check out the Mobile section of the Logistics Knowledge Base or contact us at support@cognosos.com.