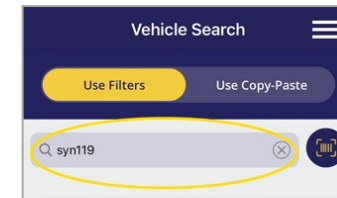


How to find vehicles using search:

 ***If your map is set to Search View, you must use Search or Filter to display icons on the map.***

1

Select the Search icon on the bottom. Use the search bar at the top of the screen and search with alphanumeric characters. Search more generally for a list of vehicles (e.g., make/model) or enter a unique identifier to return a single vehicle (e.g., VIN, tag ID, asset ID).



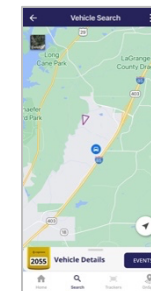
2

Choose a vehicle from the resulting list (if search applies to >1 vehicle) to display on the map. If a unique identifier was used to search, only one vehicle will show.



3

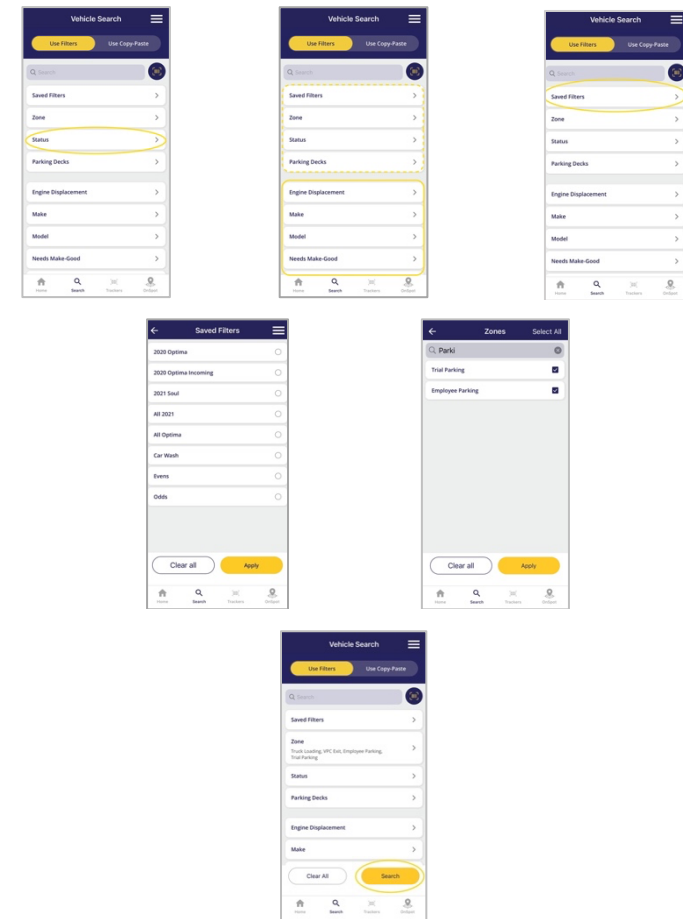
The map screen shows the single car icon. View the information in satellite mode (as shown) or map mode. Use the icon in the upper left corner to change the display mode.



Need Assistance? Check out Mobile section of the Logistics Knowledge Base or contact us at support@cognosos.com.

How to find vehicles using filters:

- 1 Select Search icon on the bottom or the Filter icon on the map if the map is in Search View mode. Choose to filter by zone, status, or parking deck (if applicable); as well as saved filters and ad-hoc filters.
- 2 For Saved Filters, choose one. Click Apply.
For other pre-defined (e.g., zone) and ad-hoc filters, make one or more selections. Click Apply.
- 3 Vehicle Search displays the filter selections. Apply Search to display the vehicles in the filter attributes on the map.



Need Assistance? Check out Mobile section of the Logistics Knowledge Base or contact us at support@cognosos.com.